

Head dimensions - measurement sheet

For models that do not require a Perfect Fit assessment

Frequency of falls infrequent often frequently


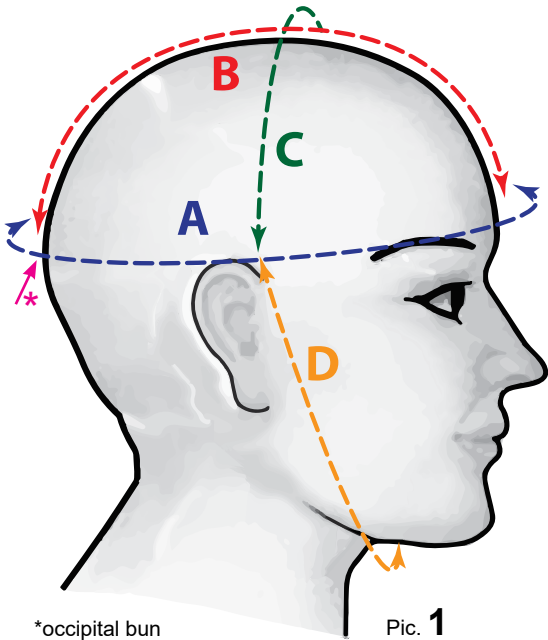
Fall direction forward backward left right

Is there a danger of a cranium injury or of self abusive behaviour?

.....

.....

The head dimensions are determined by using a flexible measuring tape according to the drawings below.

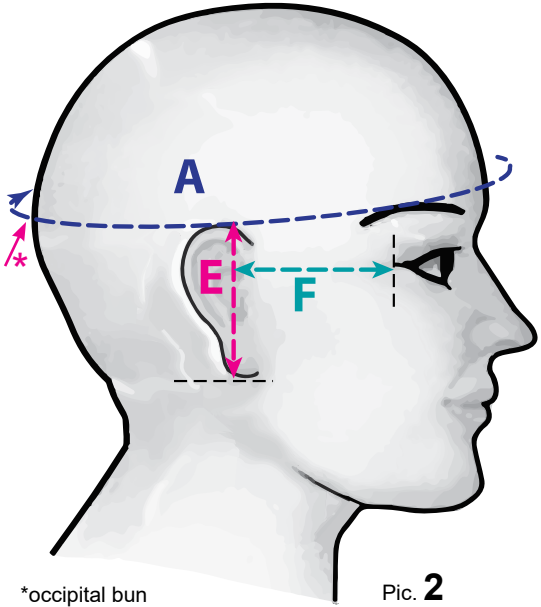
Pic. 1

A = _____ cm
(Head circumference: eyebrow height - above the occipital bun)

B = _____ cm
(Middle of eyebrows height to occipital bun)

C = _____ cm
(Over the head from ear to ear)

D = _____ cm



Pic. 2

E = _____ cm

F = _____ cm



Pic. 3

G = _____ cm

H = _____ cm

Note: Photos of the clients head should accompany this form, especially if there are any abnormalities or wounds that we need to take account of.

Note: We **MUST** be informed if the user is likely to pull or tug on the head protector as additional strengthening may be required to be built into the protector.



Address/Stamp or Customer number:

Name/Company

Address

.....

.....

Customer number

Date/Signature